

BEKAMAK
sawing machines

BMDO XS / CS **SERIES**

► *Fast. Strong. Reliable.*

*High Performance
Circular Saws*

Product Catalog 2022



EVERYTHING STARTS BY CUTTING

BMDO XS SERIE

Fast and Reliable

► Mass production in continuous operation is done by BMDO XS when producing cut-off pieces of steel and non-ferrous metals with a material cross-section up to a diameter of 150 mm. BMDO XS is designed to be used with TCT circular saw blade in order to cut solid bars in high speed and excellent precise. It is also suitable for HSS blades to cut tubes. With the Standard 800mm stroke servo feeding and 6 meters automatic loader. BMDO XS is perfect for large-scale production of solid bars.



BMDO 75 XS

BMDO 100 XS

BMDO 130 XS

BMDO 150 XS


		BMDO 75 XS	BMDO 100 XS	BMDO 130 XS	BMDO 150 XS
Cutting Capacity	Round	10-80 mm	20-105 mm	20-130 mm	45-153 mm
	Square	10-50 mm	20-70 mm	20-90 mm	45-110 mm
Maximum Stock Table Loading Capacity, Round Bars (L x D)		6.000 x 80 mm x 17 bars	6.000 x 100 mm x 10 bars	6.000 x 130 mm x 7 bars	6.000 x 150 mm x 10 bars
Incline Loader Dimensions (L x W x H)		5620 x 1660 x 1240 mm	6180 x 1860 x 1280 mm	6180 x 1860 x 1280 mm	6280 x 2170 x 1600 mm
Saw Blade	Od x T x T	Ø285 x T2,0 x 1,7t mm	Ø360 x T2,6 x 2,27t mm	Ø360/425 x T2,6 x 2,27t mm	Ø460 x T2,7 x 2,27t mm
	Bore	32 mm	40 mm	40 mm	40 mm
	Pin Holes	2/11/63	2/16/80	2/16/80	2/16/80
	Blade Speed	40-280 m/min	40-280 m/min	40-280 m/min	40-280 m/min
Motors	Saw Blade	7,5 kW	15 kW	15 kW	15 kW
	Saw Head Feed	2 kW	2 kW	2 kW	2 kW
	Hydraulic Pump	2,2 kW	2,2 kW	2,2 kW	2,2 kW
	Coolant Motor	0,2 kW	0,2 kW	0,2 kW	0,2 kW
	Chip Conveyor	0,25 Kw	0,25 Kw	0,25 Kw	0,25 Kw
	Cut-To Length Feed	2 kW Servo Motor	2 kW Servo Motor	2 kW Servo Motor	2 kW Servo Motor
Power Requirements	Power Supply Voltage	AC400V, 3 PH, 50/60 HZ All Other Voltages Require Transformer	AC400V, 3 PH, 50/60 HZ All Other Voltages Require Transformer	AC400V, 3 PH, 50/60 HZ All Other Voltages Require Transformer	AC400V, 3 PH, 50/60 HZ All Other Voltages Require Transformer
	Power Requirement	14,64 kW	22,14 kW	22,14 kW	22,14 kW
Air Requirements	Air Pressure	5 bar / 0,5 mPa	5 bar / 0,5 mPa	5 bar / 0,5 mPa	5 bar / 0,5 mPa
	Air Flow Rate	245 lt/min	245 lt/min	245 lt/min	245 lt/min
Hydraulic	Tank Capacity	70 lt	70 lt	70 lt	70 lt
Oil Mist	Tank Capacity	1,5 lt	1,5 lt	1,5 lt	1,5 lt
Material Index	Index Mechanism	Shuttle Vise	Shuttle Vise	Shuttle Vise	Shuttle Vise
	Material Index	AC Servo Motor & Ball Screw	AC Servo Motor & Ball Screw	AC Servo Motor & Ball Screw	AC Servo Motor & Ball Screw
	Stroke	800 mm	800 mm	800 mm	800 mm
	Length	10-9999 mm Multiple Index	10-9999 mm Multiple Index	10-9999 mm Multiple Index	10-9999 mm Multiple Index
	Feeding Speed	0-750 m/min	0-750 m/min	0-750 m/min	0-750 m/min
	Minimum Trimming Length	10 mm	10 mm	10 mm	10 mm
	Remnant Length	Minimum 60 mm	Minimum 60 mm	Minimum 60 mm	Minimum 60 mm
Machine Dimensions (W x L x H)		3070 x 2450 x 2675 mm	1450 x 1900 x 2450 mm	1451 x 1900 x 2450 mm	1452 x 1900 x 2450 mm
Table Height		900 mm	900 mm	900 mm	900 mm
Machine Weight		2800 kg	3450 kg	3450 kg	3450 kg

Strong and Rigid

▶ All components are designed strong and robust so that the machine remains efficient and fast throughout use.



Vertical Clamp



Chip Brush




Laser Material Detection



Microspray Coolant



Heavy Duty Gearbox



Automatic Package Loading System


Thanks to the special bundle automatic loading system, the operator has the opportunity to directly load the bundle material for the stand. It is also designed for automatic loading of square materials.



Special Unloading Systems

Our official R&D department is ready to offer you the best solutions to maximize efficiency in your production. In this period, where the importance of place and time is increasing day by day, unloading and loading systems that will work integrated with our machine provide savings for your company.

Ready for Automation



BMDO CS SERIE




BMDO 80 CS

	○	□
Cutting Capacity	20-80 mm	80 mm
Remnant Part	60 mm	
Feeding Stroke	500 mm	
Main Motor	5,5 kW	
Hydraulic Motor	1,5 kW	
Coolant Motor	0,2 kW	
Feeding Servo Motor	1 kW	
Cutting Servo Motor	2 kW	
Chip Conveyor Motor	0,25 kW	
Blade Speed	20-150 m/min	
Blade Size	Ø 350/315 - T3.00 - 2.00t mm	
Working Height	900 mm	
Dimensions	Lenght 1700 mm	Height 2100 mm
	Width 1600 mm	Weight 1425 Kg

BMDO 100 CS

	○	□
Cutting Capacity	20-100 mm	100 mm
Remnant Part	60 mm	
Feeding Stroke	1000 mm	
Main Motor	5,5 kW	
Hydraulic Motor	1,5 kW	
Coolant Motor	0,2 kW	
Feeding Servo Motor	1 kW	
Cutting Servo Motor	2 kW	
Chip Conveyor Motor	0,25 kW	
Blade Speed	20-150 m/min	
Blade Size	Ø 350/315 - T3.00 - 2.00t m	
Working Height	900 mm	
Dimensions	Lenght 2000 mm	Height 2100 mm
	Width 2150 mm	Weight 1900 Kg



BMDO CS series meets the expectations of our customers with its fast cutting time where mass production of pipe and profile metals is required. The BMDO CS, which is specially designed for the use of High Speed Steel (HSS) tipped circular saws, makes cuts with excellent precision as well as fast. It is ideal for your massive productions with its servo drive and 6 meter automatic loading table.



BEKAMAK

sawing machines



BMSY 1515 C

Heavy Duty Semi Automatic
Bandsaw Machine



BMSO 570 XS ENCLOSED

Fully Automatic CNC Servo Cutting
Bandsaw Machine



BMSY 650 DG NC

Double Sided Miter Semi Automatic
Bandsaw Machine

BEKA-MAK MAKİNE SANAYİ VE TİCARET A.Ş.

Başköy İzmir Yolu Cad. No:698 Bursa / TURKEY
Phone : +90 (224) 449 03 61 Fax : +90 (224) 449 03 60

info@bekamak.com
www.bekamak.com



Türkiye Makina
İmalatçılar Birliği
www.mib.org.tr



European Committee for
Cooperation of the Machine Tool Industries
www.eccmto.be

